












STATE SPENDING

State spending average per Medicaid patient

| | |
|--------------|---|
| New York | :  \$10,510 |
| New Jersey | :  \$9,854 |
| Pennsylvania | :  \$8,884 |
| Ohio | :  \$7,480 |
| U.S. Average | :  \$7,188 |
| Texas | :  \$6,628 |
| Illinois | :  \$6,620 |
| Michigan | :  \$6,126 |
| Florida | :  \$6,076 |
| Georgia | :  \$5,666 |
| California | :  \$5,257 |

Source: Kaiser Family Foundation